



Electrolux
PROFESSIONAL

**Modular Cooking Range Line
thermaline 90 - 2 Zone Full Surface
Induction Top on Open Base, 1 Side,
Backsplash, H=800**

ITEM # _____

MODEL # _____

NAME # _____

SIS # _____

AIA # _____



589357 (MCJBFBEIAO)

Full Surface Induction Top
on Open Base, 2 zones,
one-side operated with
backsplash - H2

Short Form Specification

Item No. _____

Unit constructed according to DIN 18860_2 with 20 mm drop nose top and 70 mm recessed plinth. Internal frame for heavy duty sturdiness in stainless steel. 2 mm top in 1.4301 (AISI 304). Flat surface construction, easily cleanable. THERMODUL connection system enables seamless worktop when units are connected and avoids soil penetrating. Large multi-coil glass ceramic surface without any "dead" spots allows for quick and easy cleaning. Features 9 power levels with fast deployment to full heating power and very low heat dissipation to the kitchen. Overheat protection switches off the supply in case of overheating. Metal knobs with embedded hygienic silicon "soft" grip enable easier handling and cleaning. IPX5 water resistance certification.
Configuration: Freestanding, One-side operated with backsplash, on open base, hygienic class H2.

Main Features

- Overheat protection: a temperature sensor switches off the supply in case of overheating.
- Pans can easily be moved from one area to another without lifting.
- The smooth glass-ceramic surface can be quickly and easily cleaned, thus providing maximum hygiene.
- All major components may be easily accessed from the front.
- THERMODUL connection system creates a seamless work top when units are connected to each other thus avoiding soil penetrating vital components and facilitating the removal of units in case of replacement or service.
- Metal knobs with embedded hygienic silicon "soft" grip for easier handling and cleaning. The special design of the controls prevent infiltration of liquids or soil into vital components.
- Large visible digital display manufactured in tempered glass to resist heat and chemicals, showing temperatures or power settings. The display also shows on/off status of the appliance and on/off status of the heating elements.
- 9 power levels.
- Almost the entire surface of the ceramic plate can be used without "dead" spots.
- Fast deployment with full heating power immediately.
- Low heat dissipation to the kitchen.
- The large surface multi-coil induction top offers a substantial increase in pan and pot capacity thanks to the seamless transition between individual heating zones, ideal for à la carte operation.

Construction

- Control light for each zone.
- 2 mm top in 1.4301 (AISI 304).
- Unit constructed according to DIN 18860_2 with 20 mm drop nose top and 70 mm recessed plinth.
- IPX5 water resistance certification.
- Flat surface construction with minimal hidden areas to easily clean all surfaces
- Internal frame for heavy duty sturdiness in stainless steel.

Sustainability



- This model is compliant with Swiss Energy Efficiency Ordinance (730.02).

APPROVAL: _____

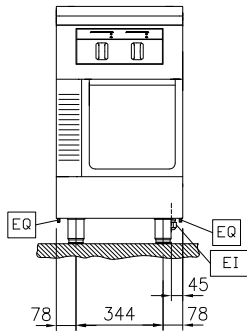


Experience the Excellence
www.electroluxprofessional.com

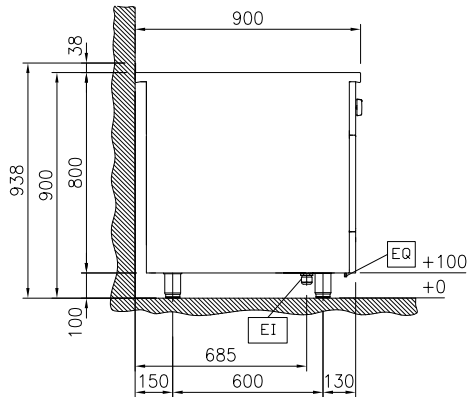
Optional Accessories

• Scraper for cook tops	PNC 910601	<input type="checkbox"/>		
• Connecting rail kit for appliances with backsplash, 900mm	PNC 912499	<input type="checkbox"/>		
• Portioning shelf, 500mm width	PNC 912523	<input type="checkbox"/>		
• Portioning shelf, 500mm width	PNC 912553	<input type="checkbox"/>		
• Folding shelf, 300x900mm	PNC 912581	<input type="checkbox"/>		
• Folding shelf, 400x900mm	PNC 912582	<input type="checkbox"/>		
• Fixed side shelf, 200x900mm	PNC 912589	<input type="checkbox"/>		
• Fixed side shelf, 300x900mm	PNC 912590	<input type="checkbox"/>		
• Fixed side shelf, 400x900mm	PNC 912591	<input type="checkbox"/>		
• Stainless steel front kicking strip, 500mm width	PNC 912595	<input type="checkbox"/>		
• Stainless steel side kicking strips left and right, against the wall, 900mm width	PNC 912624	<input type="checkbox"/>		
• Stainless steel side kicking strips left and right, back-to-back, 1810mm width	PNC 912627	<input type="checkbox"/>		
• Stainless steel plinth, against wall, 500mm width	PNC 912898	<input type="checkbox"/>		
• Connecting rail kit for appliances with backsplash: modular 90 (on the left) to ProThermetic tilting (on the right), ProThermetic stationary (on the left) to ProThermetic tilting (on the right)	PNC 912981	<input type="checkbox"/>		
• Connecting rail kit for appliances with backsplash: modular 90 (on the right) to ProThermetic tilting (on the left), ProThermetic stationary (on the right) to ProThermetic tilting (on the left)	PNC 912982	<input type="checkbox"/>		
• Back panel, 500x800mm, for units with backsplash	PNC 913023	<input type="checkbox"/>		
• Stainless steel panel, 900x800mm, against wall, left side	PNC 913102	<input type="checkbox"/>		
• Stainless steel panel, 900x800mm, against wall, right side	PNC 913106	<input type="checkbox"/>		
• Endrail kit, flush-fitting, with backsplash, left	PNC 913117	<input type="checkbox"/>		
• Endrail kit, flush-fitting, with backsplash, right	PNC 913118	<input type="checkbox"/>		
• Endrail kit (12.5mm) for thermaline 90 units with backsplash, left	PNC 913208	<input type="checkbox"/>		
• Endrail kit (12.5mm) for thermaline 90 units with backsplash, right	PNC 913209	<input type="checkbox"/>		
• U-clamping rail for back-to-back installations with backsplash	PNC 913226	<input type="checkbox"/>		
• Insert profile d=900	PNC 913232	<input type="checkbox"/>		
• Perforated shelf for warming cabinets and cupboard bases (one-side operated TL80-85-90 and two-side operated for TL80)	PNC 913233	<input type="checkbox"/>		
• Side reinforced panel only in combination with side shelf, for against the wall installations, left	PNC 913268	<input type="checkbox"/>		
• Side reinforced panel only in combination with side shelf, for against the wall installations, right	PNC 913270	<input type="checkbox"/>		
• Shelf fixation for TL80-85-90 one-side operated, TL80 two-side operated	PNC 913279	<input type="checkbox"/>		
• Filter W=500mm	PNC 913664	<input type="checkbox"/>		
			• Stainless steel dividing panel, 900x800mm, (it should only be used between Electrolux Professional thermaline Modular 90 and thermaline C90)	PNC 913673 <input type="checkbox"/>
			• Electric mainswitch 25A 4mm ² NM for modular H800 electric units (factory fitted)	PNC 913676 <input type="checkbox"/>
			• Stainless steel side panel, 900x800mm, flush-fitting (it should only be used against the wall, against a niche and in between Electrolux Professional thermaline and ProThermetic appliances and external appliances - provided that these have at least the same dimensions)	PNC 913689 <input type="checkbox"/>

Front

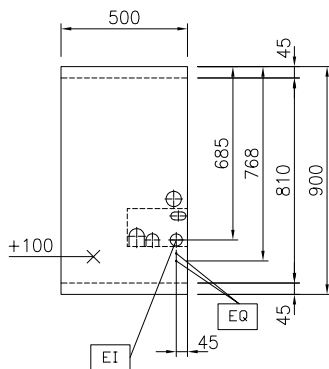


Side



EI = Electrical inlet (power)
 EQ = Equipotential screw

Top


Electric
Supply voltage:

589357 (MCJBFBE1AO)

400 V/3N ph/50/60 Hz

Total Watts:

14 kW

Key Information:

Configuration: On Base;One-Side Operated

Front Plates Power: 7 - 0 kW

Back Plates Power: 7 - kW

Front Plates dimensions: 420x370

Back Plates dimensions: 420x370

Induction Top Dimensions (width): 500 mm

Induction Top Dimensions (depth): 900 mm

External dimensions, Width: 500 mm

External dimensions, Depth: 900 mm

External dimensions, Height: 800 mm

Storage Cavity Dimensions (width): 340 mm

Storage Cavity Dimensions (height): 330 mm

Storage Cavity Dimensions (depth): 740 mm

Net weight: 52 kg

Sustainability
Current consumption:

21.5 Amps